


X-Band Doppler Motion Detector Units

Model Numbers MDU1720



Key Features

- Low Cost
- High Sensitivity
- Patch Antenna
- Wall & Ceiling mount versions
- Small and Flat Profile
- Rugged, reliable construction
- Low Power consumption
- RoHS compliant
- FCC limited modular approval

Applications

- Intrusion Alarms (Room, Vehicle)
- Automatic Door Openers
- Speed Measurement
- Collision Avoidance
- Traffic Control
- Presence Sensing

The Microwave Solutions MDU1720 Motion Detector Unit is an X-Band microwave transceiver that utilises the Doppler shift phenomenon to "sense" motion.

The unit, contained in a lightweight plastic housing, features a dielectric resonator stabilised FET oscillator, which provides stable operation over a broad temperature range in either CW or low duty cycle pulse mode and a balanced mixer for enhanced sensitivity and reliability.

This module has received an FCC limited modular approval grant under FCC Identifier ROO-MDU1720

Operation

The basic principle of operation consists of detecting the frequency shift between a transmitted and a received signal reflected back from a moving object within the field of view of the unit.

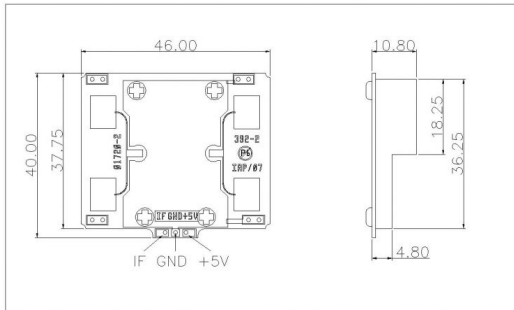
The unit produces a low level output signal which can be amplified and processed to provide an audible or visual alarm signal and employs low cost surface mount manufacturing techniques which are field proven as being rugged and reliable.

Available Modules

Model	Country	Frequency	Comments	Order Code
MDU 1720	USA	10.525 GHz	FCC Grant ROO-MDU1720	C920603
	USA	10.515GHz		C920605
	USA	10.535GHz		C920606

X-Band Doppler Motion Detector Units

Model Numbers MDU1720



Electrical Characteristics

Transmitter

Frequency	See table over
Frequency Setting Accuracy	3 MHz
Power Output (Min.)	13 dBm EIRP
Operating Voltage	+5 V ± 0.25 V
Operating Current (CW)	60mA (max)
	40mA (typ)
Harmonic Emissions	<-7.3dBm

Pulse Mode Operation

Average Current (5% DC)	2 mA typ.
Pulse Width (Min.)	5 µsecs
Duty Cycle (Min)	1%

Receiver 3Hz to 80Hz bandwidth

Sensitivity (10 dB S/N ratio)	-86 dBm
Noise	< 10 µV

Antenna : standard

Gain	8 dBi
-3 dB Beamwidth	
E Plane	72°
H Plane	36°

Mechanical Characteristics

Weight	9 g
Tab Connections	0.1" spacing
Metallisation	Gold Flash
	JEDEC JESD97 (e4)

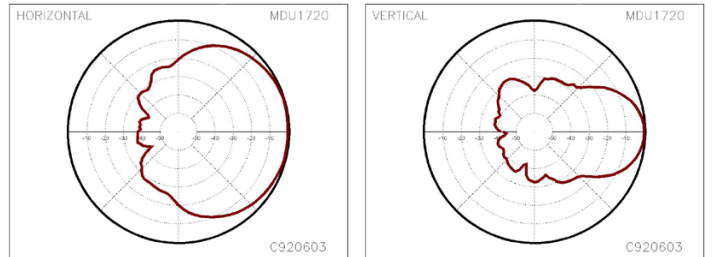
Environmental Characteristics

RoHS Compliant	
Power/Temp. Coefficient (over operating temp. range)	3 dB
Frequency/Temp. Coefficient (over operating temp. range)	6.5 MHz
Operating Temperature	-10° C to +55° C
Storage Temperature	-30° C to +70° C

NOTES Detection range is dependent on size and reflectivity of target and S/N ratio. Doppler shift at 10.525GHz is 70 Hz per m/s target velocity.

Unit functions over - 30° C to +70° C, but performance may be degraded above +55° C

Coverage Pattern



MICROWAVE SOLUTIONS LTD.

Secure House, Braithwell Way,
Hellaby, Rotherham, S. Yorks., S66 8QY,
UNITED KINGDOM

T : +44 (0)870 122 3346

F : +44 (0)844 774 7716

W : www.microwave-solutions.com

E : sales@microwave-solutions.com