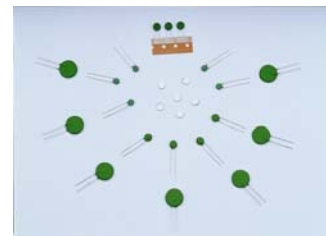


## SCB series

## R-line Devices

## Features

- ◇ Coated thermistor disk.
- ◇ TUV approval  
(SCB-3R7, SCB-6R0, SCB-750).



## Typical applications

- ◇ Industrial controls
- ◇ Power supplies
- ◇ Instrument
- ◇ Test equipment

## Product Dimensions (mm)

Part number	Dmax	Tmax	F	Φd	Fig
SCB-3R7-261AXN-200F	22.0	5.0	5.0	0.6	1
SCB-6R0-261AXN-160F	17.5	5.0	5.0	0.6	1
SCB-100-261AXN-110F	13.0	5.0	5.0	0.6	1
SCB-150-261AXN-090F	11.0	5.0	5.0	0.6	1
SCB-250-261AXN-080F	9.0	5.0	5.0	0.6	1
SCB-350-261AXN-080F	9.0	5.0	5.0	0.6	1
SCB-450-261AXN-080F	9.0	5.0	5.0	0.6	1
SCB-550-261AXN-080F	9.0	5.0	5.0	0.6	1
SCB-650-261AXN-080F	9.0	5.0	5.0	0.6	1
SCB-750-261AXN-055F	6.5	5.0	5.0	0.6	1
SCB-121-261AXN-055F	6.5	5.0	5.0	0.6	1
SCB-151-261AYN-040F	4.5	5.0	5.0	0.6	1
SCB-3R7-261ATN-020F	22.0	5.0	5.0	0.6	1
SCB-6R0-261ATN-160F	17.5	5.0	5.0	0.6	1
SCB-100-261ATN-110F	13.0	5.0	5.0	0.6	1
SCB-150-261ATN-090F	11.0	5.0	5.0	0.6	1
SCB-250-261ATN-080F	9.0	5.0	5.0	0.6	1
SCB-700-261ATN-055F	6.5	5.0	5.0	0.6	1
SCB-151-261ATN-040F	4.5	5.0	5.0	0.6	1
SCB-600-351DVP-050F	10.5	5.5	5.0	0.8*0.35	2
SCB-181-351DVM-050F	10.5	5.5	5.0	0.8*0.35	2

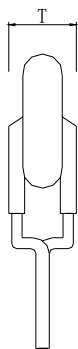
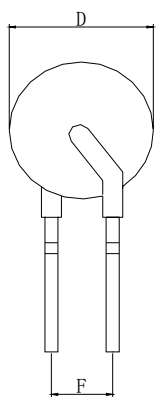


Fig. 1


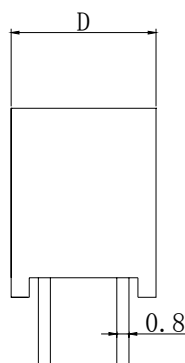


Fig. 2

### Electrical Characteristics

Part number	R(25°C)	Vmax (VAC)	IH@25°C (mA)	IT (mA)	Tc (°C)	I <sub>max</sub> (A)
SCB-3R7-261AXN-200F	3.7	265	460	920	120	4.3
SCB-6R0-261AXN-160F	6.0	265	330	660	120	3.1
SCB-100-261AXN-110F	10	265	200	400	120	1.5
SCB-150-261AXN-090F	15	265	140	280	120	1.2
SCB-250-261AXN-080F	25	265	100	200	120	0.8
SCB-350-261AXN-080F	35	265	80	160	120	0.8
SCB-450-261AXN-080F	45	265	70	140	120	0.8
SCB-550-261AXN-080F	55	265	60	125	120	0.8
SCB-650-261AXN-080F	65	265	55	110	120	0.8
SCB-750-261AXN-055F	75	265	50	100	120	0.4
SCB-121-261AXN-055F	120	265	35	90	120	0.2
SCB-151-261AYN-040F	150	265	30	60	120	0.2
SCB-3R7-261ATN-020F	3.7	265	250	500	80	4.3
SCB-6R0-261ATN-160F	6.0	265	170	340	80	3.1
SCB-100-261ATN-110F	10	265	110	220	80	1.5
SCB-150-261ATN-090F	15	265	90	180	80	1.2
SCB-250-261ATN-080F	25	265	60	120	80	0.8
SCB-700-261ATN-055F	70	265	30	60	80	0.4
SCB-151-261ATN-040F	150	265	15	30	80	0.2
SCB-600-351DVP-050F	60	350	40	80	100	0.6
SCB-181-351DVM-050F	350	350	25	55	100	0.5

IH = Hold current: max current at which the device will not trip at 25°C still air.

IT = Trip current: min current at which the device will always trip at 25°C still air.

Vmax = Max voltage device can withstand without damage.

I<sub>max</sub> = Max current device can withstand without damage.

Tc = Curie temperature.

## Part Numbering System

SCB - 3R7- 261 A X M - 200

1 2 3 4 5 6 7

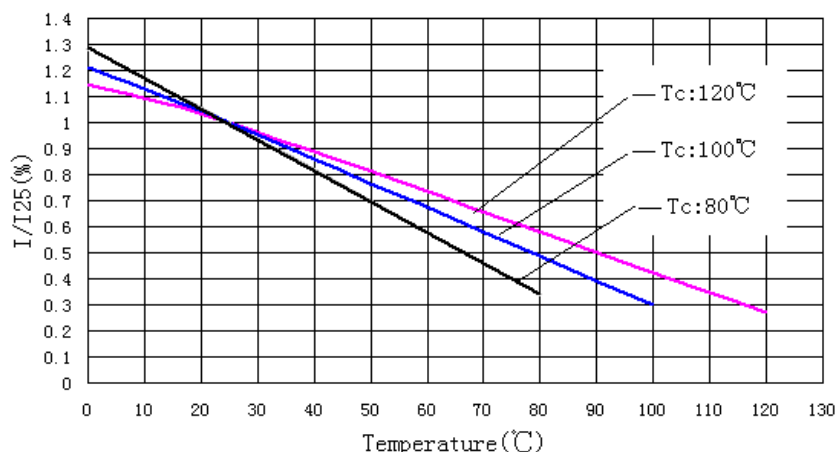
1. SCB: SCB series
2. 3R7: 3.7ohm, 250: 25ohm
3. 261: Max. voltage 265 V
4. A: Coated, B: Disk, C: Uncoated, D: Encased
5. Curie Point: T=80°C, U=90°C, V=100°C, W=110°C, X=120°C, Y=130°C, Z=140°C
6. L: ±15%, M: ±20%, N: ±25%
7. 200, Max. diameter of disk 20.0mm

## Package Information

Bulk: 200pcs per bag.

Tape & Reel: 1000pcs per reel.

## Rated Current versus Ambient temperature



### Warning:

Use thermistors only within the specified temperature operating range.

Use thermistors only within the specified voltage and current ranges.

Environmental conditions must not harm the thermistors. Use thermistors only in normal atmospheric conditions. Avoid use in deoxidizing gases (chlorine gas, hydrogen sulfide gas, ammonia gas, sulfuric acid gas etc), corrosive agents, humid or salty conditions. Contact with any liquids and solvents should be prevented