Revisions

Note: Revisions B; B-1; B-2..... On behalf of official Drawing.
Revisions 1; 2; 3; 4..... On behalf of experiment's Drawing.

ISS	Symbol	Description	Date
B	B	CHE for New Drawing Frame & New PN System	2006/07/10

Outline Drawing

Note :
Single Crimp: Providing recommended dimensions for ferrule.
Dual Crimp: Providing recommended dimensions for ferrule and center pin.
Please advise Single/Dual in advance to avoid any inconvenience.

Electrical Specification Notes :

1. Impedance : 50 ohm
2. Insulator Resistance : 5000 Megohms MIN.
3. Dielectric Withstanding Voltage : 750 VRMS MIN.
4. VSWR : 0 ~ 6 GHz 1.3 MAX.

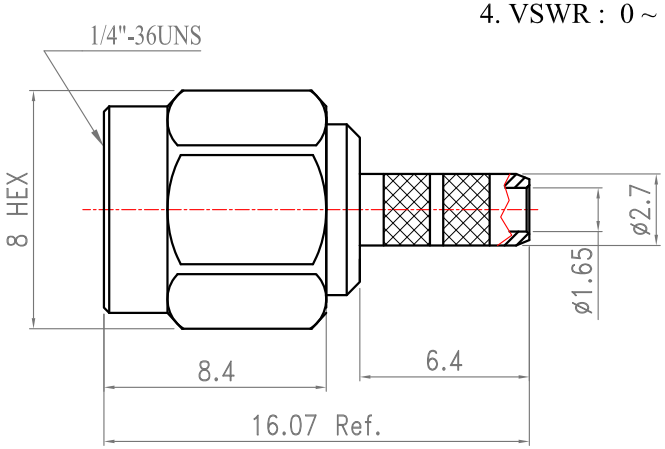

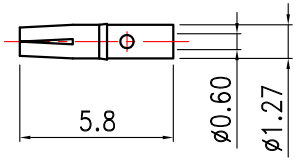

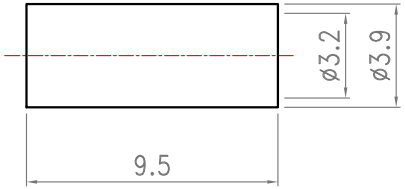

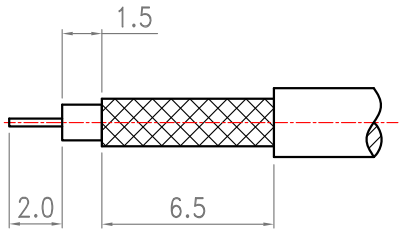

Recommended Cable Stripping Dimensions

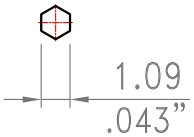

Recommended Crimped Dimensions for Center Pin

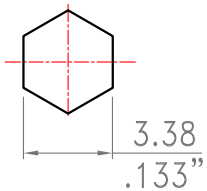

Recommended Crimped Dimensions for Ferrule

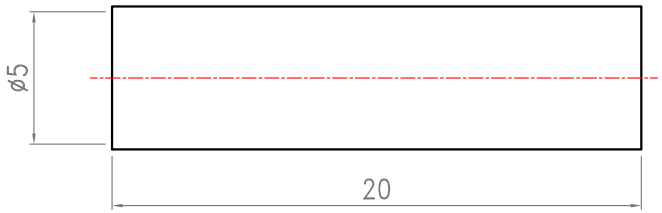

Shrinking Tube

*"Change new drawing frame in Blue Color since 2009/07/01 to comply with Company CIS Policy."

RoHS COMPLIANCE

ITEM	Description	Material	Finish	Part Number	QTY
6	Shrinking Tube	PE	None		
5	Ferrule	Brass	Gold		
4	Pin	BeCu	30u"Gold		
3	Insulator	PTFE	None		
2	Body	Brass	Gold		
1	Shell	Brass	Gold		

Scale	Abbr.	Date	Rev.
NTS	ST	2010/09/08	B

Tolerances :
.X ±0.2
.XX ±0.1
.XXX±0.05

All Dimensions in mm (Unless Otherwise Specified)

Drawn	Checked	Approved
Mark 2010/09/08	Ryan 2010/09/08	G. Sun 2010/09/08

Proprietary Note
This document contains information proprietary to S-Conn, which is either copyrighted, or patent applied for, and / or protected by trade secret laws.
This document or parts thereof, may not be used disclosed or reproduced in any form by any method, or for any purpose, without the written permission of S-Conn, Taiwan

Customer P/N:

DWG.NO. RS101P0G29-M-4

TITLE. RP SMA Straight Dual Crimp Plug for RG174;188;316,B7805A,URM95 Cable

S-Conn Enterprise Co., Ltd.
ISO 9001 Certified