


SDD SERIES SOLID STATE RELAY

SDD-060A002S-3
SDD-060A004S-3

DC Control DC Loading S.S.R



Specifications

MODEL SERIES NO.	CONTROL VOLTAGE	MUST TURN OFF VOLTAGE	INPUT IMPEDANCE	LOADING CURRENT	LOADING VOLTAGE	MIN BLOCKING VOLTAGE	MAX OFF-STATE LEAKAGE	FREQUENCY RANGE	MAX 1-CYCLE PEAK SURGE
SDD-060A002S-3	3-32 VDC	MAX 1.0 VDC	1.5 KΩ	2A	3- 60VDC	80VDC	LESS 2 mA	47-70HZ	3A
SDD-060A004S-3	3-32 VDC	MAX 1.0 VDC	1.5 KΩ	4A	3- 60VDC	80VDC	LESS 2 mA	47-70HZ	8.5A

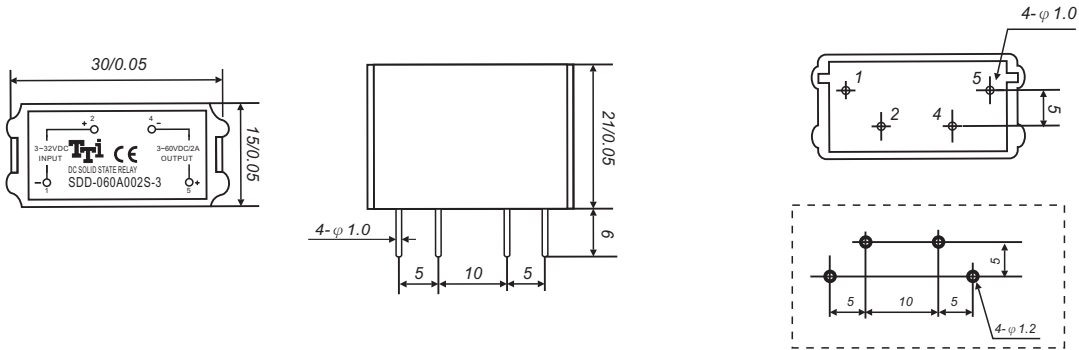
MODEL SERIES NO.	MAX OFF STATE dv/dt	MAX ON-STATE VOLTAGE DROP	ISOLATE IMPEDENCE	DIELECTRIC STRENGTH INPUT-OUTPUT	DIELECTRIC STRENGTH INPUT/OUTPUT-CASE	TURN ON TIME	TURN OFF TIME	CAPACITANCE IN-OUT	WEIGHT (g)
SDD-060A002S-3	200 V/μsec	1.2Vrms	10 ⁹ Ω	2500 VACrms	—	LESS 2 msec	LESS 2 msec	LESS 15 PF	15 g
SDD-060A004S-3	200 V/μsec	1.2Vrms	10 ⁹ Ω	2500 VACrms	—	LESS 2 msec	LESS 2 msec	LESS 15 PF	15 g

Parts No.

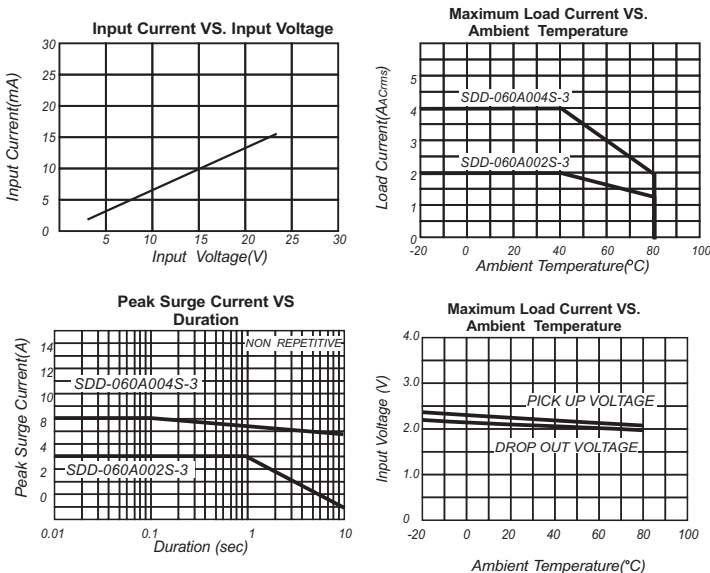
SDD-060A002S-3

- _____ Packing : 3 = DIP Type
- _____ Phase : S = Single Phase
- _____ Loading Current : 002 = 2A, 004 = 4A
- _____ Control Voltage : A = 3-32VDC
- _____ Loading Voltage : 060 = 3~60VDC
- _____ Control Type : DD = DC Control DC
- _____ S = S.S.R

Outline Dimensions(Unit : mm)



Characteristic Curves



Equivalent Circuit

