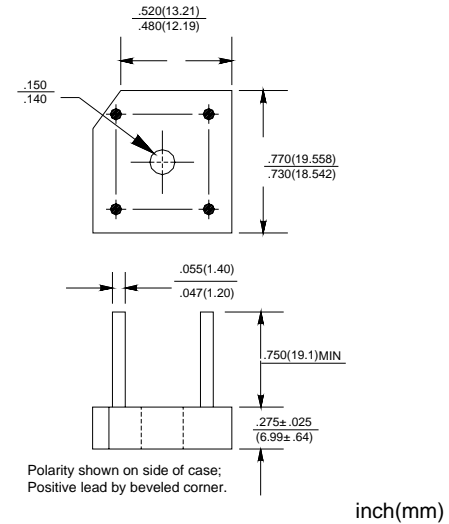


**SILICON BRIDGE RECTIFIERS**
**VOLTAGE RANGE: 50 --- 1000 V**  
**CURRENT: 8.0 A**
**FEATURES**

- ◇ Rating to 1000V PRV
- ◇ Surge overload rating to 125 Amperes peak
- ◇ Ideal for printed circuit board
- ◇ Reliable low cost construction utilizing molded plastic technique results in inexpensive product
- ◇ Lead solderable per MIL-STD-202 method 208
- ◇ Mounting: thru hole for # 6 screw mounting

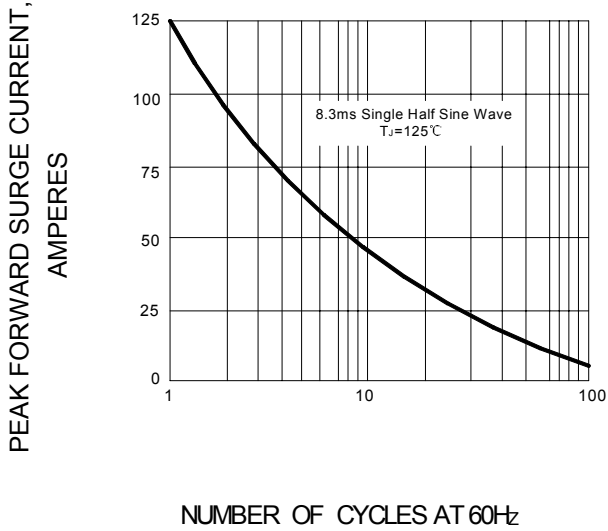
**BR8**

**MAXIMUM RATINGS AND ELECTRICAL CHARACTERISTICS**

Ratings at 25°C ambient temperature unless otherwise specified.

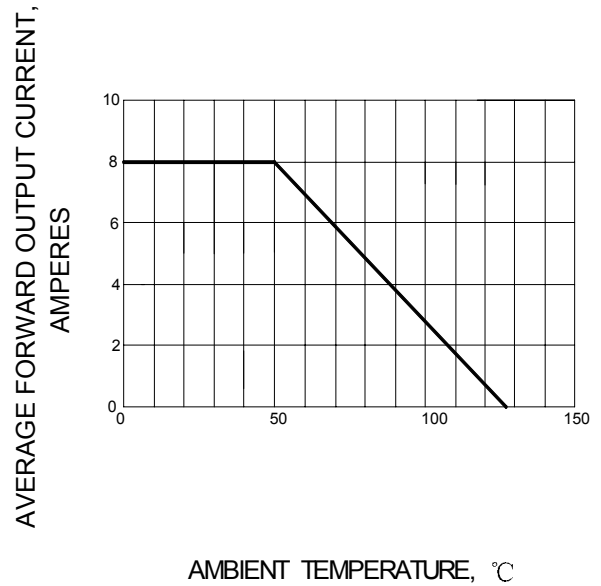
Single phase, half wave, 60 Hz, resistive or inductive load. For capacitive load, derate by 20%.

		BR805	BR81	BR82	BR84	BR86	BR88	BR810	UNITS
Maximum recurrent peak reverse voltage	$V_{RRM}$	50	100	200	400	600	800	1000	V
Maximum RMS voltage	$V_{RMS}$	35	70	140	280	420	560	700	V
Maximum DC blocking voltage	$V_{DC}$	50	100	200	400	600	800	1000	V
Maximum average forward output current @ $T_A=50^\circ\text{C}$	$I_{F(AV)}$	8.0							A
Peak forward surge current 8.3ms single half-sine-wave superimposed on rated load	$I_{FSM}$	125.0							A
Maximum instantaneous forward voltage at 4.0 A	$V_F$	1.1							V
Maximum reverse current @ $T_A=25^\circ\text{C}$ at rated DC blocking voltage @ $T_A=100^\circ\text{C}$	$I_R$	10.0 1.0							$\mu\text{A}$ mA
Operating junction temperature range	$T_J$	- 55 ---- + 125							$^\circ\text{C}$
Storage temperature range	$T_{STG}$	- 55 ---- + 150							$^\circ\text{C}$

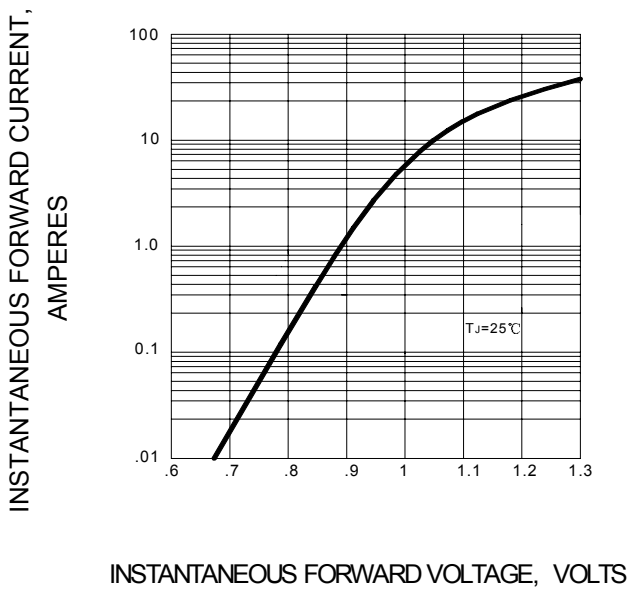
**FIG.1 – PEAK FORWARD SURGE CURRENT**



**FIG.2 – FORWARD DERATING CURVE**



**FIG.3 – TYPICAL FORWARD CHARACTERISTIC**



**FIG.4 – TYPICAL REVERSE CHARACTERISTIC**

