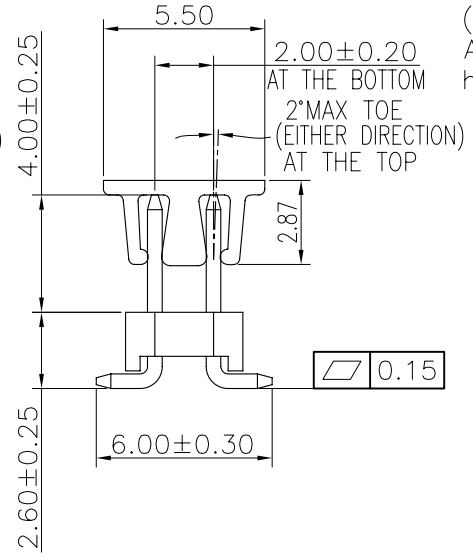
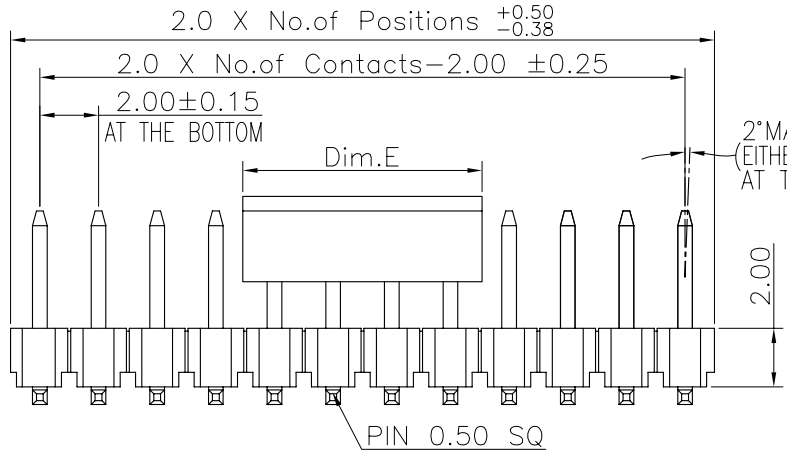
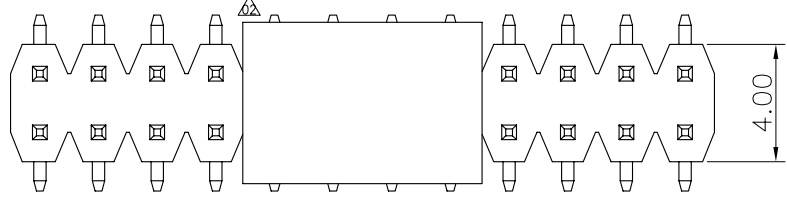


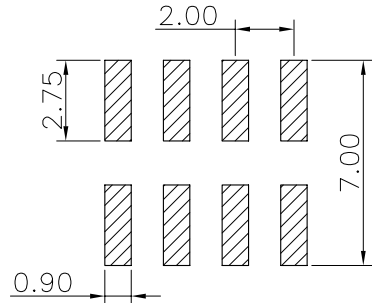
REV.	LOCAS.	DESCRIPTION	DATE	DRAWN
01	NEW	BATCH PRODUCTION INITIAL RELEASE.	2013.04.19	李芳忠
02	△	因業務要求，圖面新增CAP	2014.06.18	邱國強

Specifications
 Current Rating:2.0Amp
 Insulation Resistance:1000MΩMin.
 Dielectric Withstanding Voltage:500VAC
 Contact Resistance:20mΩMax.
 Operating Temperature:-40°C to +105°C
 Materials
 Contact Material:Brass
 Insulator Material:High Temperature Thermoplastic, UL 94V-0 Nylon 6T (Halogen Free) or the equivalent material
 All materials must meet Greenconn hazardous substances control standards.

Dim.E	NOTE
4.00mm	02PIN
5.00mm	03~08PIN
8.16mm	09~40PIN



Recommended P.C.Board Layout
 (Tolerance:±0.05)



Ordering Information

G PFC201 - XX XX A 006 R 1 B X

- No. of Pins per Row: 02~40
- Standard Plating: 02=Gold Flash
- Selective Plating: 01=Tin, 05=Gold Flash/Tin
- Color: 1=Black
- Standard Packing: C=Tube
- Selective Packing: A=Box, E=Cap+Tube, F=Cap+Tape&Reel

格稜股份有限公司
Greenconn Corporation

GENERAL TOLERANCE		DESIGNED: 邱國強	DATE: 2014.06.18	DWG. NO.	TITLE. 2.00 PIN HEADER DUAL ROWS SMT TYPE CONNECTOR
X.*±5.0°	X.±0.30	CHECKED: 曹 熙	DATE: 2014.06.18	GPFC201-CA6RB	
.X*±3.0°	.X±0.25	CO SIGNED: 劉北平	DATE: 2014.06.18	PART NO.	
.XX*±2.0°	.XX±0.15	APPROVED: 李 輝	DATE: 2014.06.18	GPFC201-XXXX A006R1BX	
.XXX*±1.0°	.XXX±0.10				

REV.	UNIT.	SCALE.	PAGE.
02	mm	4:1	1/1